

# Efficient Model for Certificate of Agricultural Commodity Deposit in Iranian Capital Market

D. Mahikar <sup>1</sup>, S. A. Mousavian <sup>2</sup>, R. Gholami Jamakrani <sup>3\*</sup>

<sup>1</sup> Student of Financial Engineering, Qom Branch, Islamic Azad University, Qom, Iran. <sup>2</sup> Professor of the Institute of Islamic Culture and Thought. <sup>3</sup> Department of Accounting, Qom Branch, Islamic Azad University, Qom, Iran.

## Abstract

A commodity deposit certificate is a way to facilitate trading, financing, and risk management through the commodity exchange market system. Since this instrument is developed based on agricultural products in the capital market, the following studies indicate that for its development and effectiveness in Iran, the various aspects of its policy, legal, economic and financial implications require consideration. In this research, using survey studies and expert opinions, the effective factors of success of the model used in the field of commodity deposit certificates in agriculture have been identified and then the related relationships with structural-interpretive model (ISM) have been analyzed. The results imply that "policies and regulations" as well as "infrastructure" at the highest level and "economic" and "culturalization" dimensions at the next level have the greatest impact on the development of commodity deposit certificates in agriculture. Therefore, suggestions for improvement and development of this tool in order to maximize its efficiency have been provided in the form of components corresponding to these dimensions.

**Keywords:** Certificate of Commodity Deposit, Structural-Interpretive Modeling, Capital Market

## INTRODUCTION

In the process of economic growth and development, the agricultural sector has many roles such as supplying raw materials to the upstream industries, supplying inputs such as labor, consuming production of other industrial sectors such as fertilizers and pesticides and agricultural machinery, providing for the country and supply. Finance covers other infrastructure sectors. In addition to the roles mentioned, the health and food security of a country is directly dependent on the production of the agricultural sector, and any disruption to its production process can directly threaten the country's food security and even political security <sup>[1]</sup>. The sector accounts for about 10 percent of GDP and more than 32 percent of the country's business value added. On the other hand, studies show that about 81.6% of the value of economic activities in rural areas is related to production and 18.4% to productive services that has made the inevitable need to invest in productive services development in addition to the need to invest in infrastructure and new technology development, injecting resources and accelerating investment in agriculture <sup>[2]</sup>. Iranian agricultural market due to underdeveloped agricultural economy and traditional and inefficient structure An organized and self-regulated and competitive market, many difficulties such as lack of transparency, price fluctuations, lack of proper information flow, over-distribution intermediaries, inadequate

distribution network, commodity non-standardization, and ultimately consumer dissatisfaction. And customers have seen this part <sup>[3]</sup>. With the mentioned description of the Iranian commodity exchange, using modern financial instruments such as the certificate of commodity deposit in agriculture seeks to eliminate the existing problems and shortcomings in order to facilitate commodity trading <sup>[4]</sup>. A survey of the agricultural community shows that in the Bank-based economy of Iran, 75.9% of the supply of funds in the agricultural market comes from official sources (banking network) and 24.1% from informal sources <sup>[5]</sup> Therefore, the market capitalization of the capital should be exploited in order to sustain the economic growth of this sector <sup>[6]</sup>. The amount of financing from the capital market during the years 2010-2017 ranged from 8.83 to 32.85%<sup>1</sup> and therefore more

**Address for correspondence:** R. Gholami Jamakrani, Department of Accounting, Qom Branch, Islamic Azad University, Qom, Iran.

This is an open-access article distributed under the terms of the Creative Commons Attribution-NonCommercial-ShareAlike 3.0 License, which allows others to remix, tweak, and build upon the work noncommercially, as long as the author is credited and the new creations are licensed under the identical terms.

**How to cite this article:** Mahikar, D., Mousavian, S. A., Gholami Jamakrani, R. Efficient Model for Certificate of Agricultural Commodity Deposit in Iranian Capital Market. Arch Pharma Pract 2020;11(S1):49-60.

1. Source: (Stock Exchange Reports, 2011-2017).

attention is needed to the variety of tools for public participation in financing long-term investment activities <sup>[7]</sup>. Among the tools used to finance and manage risk in the agricultural sector is a commodity deposit certificate that, if the model designed to suit the economic, cultural, financial and legal conditions of the country, can play its real role in this area. Certificate of Commodity Deposit is a financial instrument that, with the use of Warehouse Securities, provides the basis for selling more products <sup>[8]</sup>. This method reduces the cost of financing in the capital market and increases the liquidity of commodities for producers and makes prices more transparent; it can also increase the sale of national products in international markets backed by commodity deposit certificates <sup>2</sup>.

This research seeks to answer the question: What is the model of the factors influencing the performance of a commodity deposit certificate in agriculture with a structural-interpretive approach? For this purpose, while conducting field surveys and surveys and using expert opinion, using the structural-interpretive model, for the questions asked in terms of the success of the commodity deposit instrument in the agricultural sector, appropriate responses were received and identified shortcomings and In order to address them and streamline processes, an effective model has been developed that will bring benefits to finance, trading, risk management as well as capacity building in the agricultural sector. Therefore, first, the dimensions and components affecting the development of the commodity deposit certificate in the agricultural sector were extracted through library study and referring to the documentation and research conducted. , Brokers, Suppliers, Agricultural Banks) that provided the conceptual model in Figure 8b. The set of factors described in the Structural-Interpretive Model in the form of an implementation questionnaire were evaluated by 40 experts who were selected by purposeful sampling and finally analyzed using statistical tests and quantitative and mathematical techniques. MATLAB software is done. The scope of this research is a subject matter in the field of humanities studies and a temporal analysis of the performance of commodity stock exchange in the agricultural sector for the years 1397-1979. In terms of location, the research area is the Iranian Stock Exchange.

## LITERATURE AND BACKGROUND

A Certificate of Deposit is a security document that confirms that the holder owns a certain amount of the item deposited in the warehouse and is backed by a bill issued by the stock exchange approved warehouses. Suitable goods for these transactions are those that meet the requirements for standardization and do not change over time, have high durability and acceptable shelf life, do not exceed market demand and can be separated in standard shipments for sale <sup>[9]</sup>. This tool is not limited to agricultural products and various commodities can be traded <sup>[10]</sup>. In these transactions, instead of the product, the document of ownership of the product is

handed over and the product itself is placed in a standard warehouse <sup>[8]</sup>. In this way, farmers place their crops in stock-approved warehouses and receive bills of exchange. This bill is traded in the secondary transactions until the delivery of the product <sup>[11]</sup>. Soltani-Nejad *et al.* (2016), in a study entitled "Agricultural Sector Support Policies Focusing on Market-Based Approaches through Commodity Exchanges" examined governments' approaches to supporting the agricultural sector and concluded that is, using market-based tools can achieve more desirable results than traditional methods. Soltani-Nejad *et al.* (2016) concluded in a study that the reason for failure of agricultural ring in commodity exchange is due to the traditional agricultural structure, which makes the trading volume in thriving and low agricultural ring if mergers independent. Be the volume. Shirazi (2013) examines the causes of crop failure in Iranian commodity stock exchange by using questionnaire data <sup>[12]</sup>. Low volume of crop supply, traditional agricultural market, lack of derivative instruments, low level of familiarity with commodity exchange and lack of rules And the standards in the stock market have caused the agricultural ring to fail. Sinai (2005) in a study entitled "Economic Evaluation of Iranian Agricultural Stock Exchange Performance" concluded that the performance of Iranian commodity stock exchange in agricultural products is not desirable <sup>[13]</sup>. In a study using descriptive methods and experts' views, Shahnoshi *et al.* (2005) investigated ways to improve the status of the Iranian Agricultural Stock Exchange <sup>[14]</sup>. The results of the study showed that the lack of cultural background and the lack of infrastructure needed to operate the new commodity exchange market in agricultural products are the main causes of the gap between supply and demand of commodities traded in the commodity exchange and lack of prosperity in this market. Chizari (2005) concludes in a study that price risk transfer, price transparency, creating a competitive market, changing the pattern of cultivation, increasing product distribution network efficiency, standardizing goods, joining the WTO, investment development and financial development, one of the good of the commodity exchange in the world and Iran <sup>[15]</sup>. He examined the relationship between stock market activity and agricultural sector growth in the US, Japan and Canada, and concluded that there was a positive relationship between the two. Sabah Kermani and Hosseini (2005), by analyzing the effects of commodity exchange on the economy and the agricultural sector, found that the formation of the commodity exchange would turn the informal network of agricultural commodities into an official network and create a stable financial system <sup>[16]</sup>.

Mohammadi (2004), in an article entitled "Market of Agricultural Products from Tradition to Modernity", introduces different characteristics of the agricultural stock market mentioned in the research <sup>[17]</sup>. Chizari (2003) believes that the most important effects of launching agricultural commodity stock exchange in the country, creating

2. Source: (Iran Stock Exchange Company, 2016)

competitive conditions in agricultural products, helping to standardize crops, developing marketing operations, clearing information, transferring price risk, guaranteeing derivatives trading and ultimately market development they are agricultural products <sup>[18]</sup>. Jovicic et al. (2017) conducted a study on agricultural trade financing with a commodity deposit certificate <sup>[19]</sup>. They concluded that the method allows farmers to obtain the working capital required on the basis of agricultural products stored in authorized warehouses. Holle (2017) in an article entitled "Collateral Management System (CMS) and Warehouse System" while referring to the types of risks that exist in both collateral management and warehouse system concluded that these systems, lending risks Reduces banks to producers <sup>[20]</sup>. A study by Access Bank of Madagascar (2015) on commodity deposit financing implies commodity loan repayment and suggests that this method has benefits for both the customer and the bank <sup>[21]</sup>. Tondi Chabeto and Anthony Quiquo (2015) conducted a study on deposit certificates for smallholder farmers in Ghana and Zimbabwe's farmers and concluded that smallholder farms were not suitable for commercial certified warehouse bills, but some non-farmers <sup>[22]</sup>. The farmer collects the farm and receives it (warehouse bill) and then converts it into a one-year tradable deposit certificate, using it as collateral for working capital facilities. (2014) in a study examined the framework of financing through a Pakistan Certificate of Deposit of Goods and concluded that under the aforementioned system, assets are actually held and shipped and all contracts are based on principles. Laws are standardized. Therefore, Islamic banking institutions can also develop their financing services in accordance with the commodity deposit certificate and according to other religious standards. Chitra (2014) examined the factors affecting the use of commodity deposit certificates as a financing instrument in Kenya and concluded that the use of commodity deposit certificates as collateral is one way of overcoming collateral restriction and obtaining Loans are by farmers, and this can help improve the lives of farmers <sup>[23]</sup>.

Nathaniel N.Towo and Prosper J Kimaro (2014) examined the certificate of deposit system in Tanzania <sup>[24]</sup>. In this study, the most important reason for farmers to use these securities is to have easy access to credit by lending it to the banks.

Mahanta Devajit (2012) in an article titled "Reviewing the Warehouse Bill System and Certificate of Commodity Deposit as a Financing Tool" India's interest in implementing the aforementioned approach covers risk, easier transfer of goods, availability of financing through warehousing, availability It lists the assets as well as the ability to control the final quality of the goods <sup>[25]</sup>. According to reports published by international institutions such as the

International Monetary Fund, the Certificate of Deposit of Goods is one of the common financing instruments in developed countries and some developing countries. Based on the experiences of the Philippines (1978), Hungary (1996), Bulgaria (1998), Malaysia (1998), Slovakia (1998), India (2007), Brazil (2000), Argentina (1914), Kazakhstan (2001), Ukraine (2001), 2002) and Serbia (2009) Setting up a Commodity Deposit Certificate System can lead to the development of the agricultural sector and the expansion of market-based financing of farmers <sup>[8]</sup>. According to the results of the FAO studies, there is a great need for a legal framework to create a framework in which to produce securities under the Certificate of Commodity Deposit. Because the commodity deposit certificate can help develop the agricultural sector during the transition from government interventionism to market-based supportive policies<sup>3</sup>. In Iran, despite the successes of the capital market, the share of agricultural products in this market is lower than in other products, as it fluctuated between 109,000 tons and 2.9 million tons in the years 1393-1979 and reached the highest level of 33%. 11% of the total trading volume of commodity stock exchange is about 2.5% of agricultural production in Iran<sup>4</sup>. This low volume can be due to various factors such as lack of public knowledge of the stock exchange facilities, lack of quality and specific standards, how to support the government in this sector and their interventions, and obstacles to the enforcement of laws, lack of knowledge of agricultural associations with the stock exchange, the commodity and the lack of motivation to attend it <sup>[26]</sup>. Unfavorable share of agricultural products in the capital market and the need to pay attention to the efficiency of the model used in commodity deposit certificates it discusses macroeconomic and macroeconomic factors, regulatory, policy and financial and non-financial risks, and this research seeks to address them.

## RESEARCH METHODOLOGY

In order to present an efficient model for the success of agricultural commodity deposit certificates, a 'structural-interpretive' approach has been employed. Structural-interpretive modeling<sup>5</sup> is an appropriate technique for establishing and understanding the relationships between elements of a complex system. This model examines the order and direction of the complex relationships among elements of a system and is a suitable way to analyze the impact of one variable on other variables <sup>[27]</sup>. It can also prioritize and quantify the elements of a system that can help managers and policymakers better implement phenomena <sup>[28]</sup>. One of the benefits of this approach is its comprehensibility to a wide range of users, its integration into the expertise of experts and its applicability to the study of complex and diverse systems <sup>[29]</sup>. Therefore, this study uses this model to

3. Source (Stock Exchange of Iran, 2016)

4. Source: (Financial Statements of the Iranian Stock Exchange Company during the years 2013-2018).

5. The term "model" has been used since this research is intended to describe a relationship descriptive tool for the success of a commodity deposit certificate, since this research seeks to provide a model for a commodity

deposit certificate that, by definition, characterizes It has some efficiency and its output can justify the inputs, so the term "efficient model" was used in this research (Rezaeian, 2017).

understand the elements governing the performance of a commodity deposit certificate in the Iranian commodity exchange. In this research, first, the effective aspects of development of commodity deposit certificates in agricultural sector were extracted through library study and referring to documentation and research, Brokers, Suppliers, Agricultural Banks) after eliminating and adding items, the conceptual model is classified into 8 general categories. This final questionnaire is valid since it is based on library studies and opinions of technologists, the set of factors mentioned earlier in the structural-interpretive model was implemented in a questionnaire and selected by purposeful sampling of 40 experts. Finally, the analysis was performed using statistical tests and quantitative and mathematical techniques.

### A. Dimensions and Components Affecting the Certificate of Commodity Deposit of Agricultural Products

Dimensions affecting the development of commodity deposit certificates in agriculture based on library studies and expert interviews are classified into 8 categories, which are described as follows:

#### 1. Policies, laws and regulations

1-1- Definition of Certificate of Commodity Deposit as one of the most reliable securities in the banking network for financing the owners of goods <sup>[30]</sup>.

1-2- Application of incentive policies for agricultural commodity trading in Iran <sup>[8]</sup>.

1-3- Determining appropriate tax incentives to encourage suppliers and buyers to capital market efficiency <sup>[18]</sup>.

1-4- Establishment of commodity investment funds with diversification of product portfolio and risk distribution among different products <sup>[31]</sup>.

1-5- Government's attention to strengthening the capital market structure and having a development-oriented view of the authorities involved in the stock exchange <sup>[32]</sup>.

1-6- Establishment of local and regional stock exchanges based on the relative advantage of different regions in the production of agricultural commodities <sup>[33]</sup>.

1-7- Government attention to different production costs in provinces and announcement of unit price for all farmers <sup>[34]</sup>.

1-8- Some formal requirements such as having a trading code <sup>[35]</sup>

1-9- Dual Attitude of the State Trading Company on the Issue of Buying and Selling on the Stock Exchange by Legal Entities and Debtors <sup>[36]</sup>.

10-10- Considering specific rules regarding the impossibility of monopolizing the commodity market by pre-empting a large volume of contracts by some traders <sup>[16]</sup>.

1-11- Delivery of goods to the customer regarding the sale of the product on the stock market by the state trading company and without any restrictions outside the contract <sup>[36]</sup>.

1-12- Non-obligation of state-owned companies to store essential goods and supply them on the stock exchange <sup>[36]</sup>

1-13- Implementation of Exhibit 1 Article 1 Implementing Regulations Article 33 Enhancement of the Productivity Act providing for the listing of tradable agricultural products by the end of May of each year by the Ministry of Agriculture Jihad literally.

1-14- Implementation of Article 18 of the Law on the Development of New Financial Instruments and Instruments to Exclude Goods Subject to Admission to the Commodity Exchange from Including Government Pricing <sup>[37]</sup>.

Supply of livestock products in accordance with Article 19 of the Comprehensive Animal Husbandry Act <sup>[36]</sup>.

#### 2. Economic

2-1- Paying attention to the concept of transparency in the structure of the economy of the country <sup>[38]</sup>, in the absence of unfair behavior, unreasonable pricing, rent and maximum transparency <sup>[39]</sup>

2-2- Coordination of agricultural commodities such as the Ministry of Jihad-e-Agriculture and its affiliated entities with the Agricultural Bank and the Stock Exchange in the successful implementation of the Agricultural Commodity Deposit Certificate <sup>[40]</sup>

2-3- Having a comprehensive database of agricultural products and producers and consumers for production planning and cultivation pattern at the country level <sup>[41]</sup>.

2-4- Lack of pricing of agricultural products through government intervention <sup>[36]</sup> and gradual replacement of economic and commercial liberalization strategy instead of protectionist strategy <sup>[42]</sup>.

2-5- Coordination of macroeconomic and monetary policy objectives with stock market operations and financing and payment facilities for agricultural commodities traders, traders, stock market traders <sup>[43]</sup>.

2-6- Auditors' taste for tax-exempt activities in agriculture <sup>[44]</sup>

2-7- Using the capacity of marketers and intermediaries in the development of stock exchanges in order to improve the trading process and improve the effectiveness and efficiency of transactions <sup>[45]</sup>



2-8- Cooperation with the World Banks in the direction of transferring money on the trading platform in order to prevent foreign money laundering <sup>[8]</sup>

### 3. Exports

3-1- Attention to packaging for international presence in agricultural products <sup>[46]</sup>

3-2- Attention to Grading to Increase Agricultural Exports <sup>[47]</sup>

3-3- Considering price stability and exchange rate control and stabilization policies in export markets <sup>[48]</sup> and export Infrastructure and Subsidy Direction for Exports of Agricultural and Horticultural Products and Expansion of Bilateral Cooperation with Neighboring Countries to Export Agricultural Products <sup>[47]</sup>.

3-4- Modifying the regulations regarding the requirements of the FSA in order to return the resources derived from the export of products such as saffron to the countries economic cycle <sup>[49]</sup>.

3-5- The presence of stock brokers in the target exporting countries, in order to facilitate the conditions for export of goods and exchanges and to increase the price transparency and better interaction with international markets, as well as to increase the number of stock market participants and introduce the Iranian capital market and to provide several products. The country directly to foreign countries <sup>[50]</sup> and the conversion of commodity stock exchange into a transnational and international role to contribute to economic equilibrium and production boom <sup>[51]</sup>.

3-6- Compliance with International Reporting Standards to Increase the Comparability of Financial Statements, Enhance Transparency in Providing Corporate Information, Increase the Quality of Financial Reporting and Finally Investor Benefits <sup>[52]</sup>.

### 4. Culture-building

Introducing the banking network with the Certificate of Commodity Deposit for financing <sup>[8]</sup>,

Introducing farmers, traders, agents, policy makers and executives in the agricultural sector (unions and cooperatives) to the stock exchange and the types of contracts used in it and the advantages of trading in the sector <sup>[41]</sup>.

### 5. Characteristics of the agricultural sector

5-1- Applying and strengthening production associations and cooperatives to integrate products purchased from smallholder farmers and transfer them to stock exchanges approved <sup>[53]</sup>.

5-2- Removing the traditional view of agricultural issues and replacing the technical and engineering approach to optimize the use of factors and inputs for sustainable agriculture and

familiarize producers and buyers with the concept of financial instruments and markets <sup>[54]</sup>.

5-3- Define the required standards for agricultural products for warehouse delivery and certification of commodity deposits <sup>[16]</sup>.

5-4- Establish special arrangements for the supply of small-scale farmers' products on the stock market due to the scattering of agricultural sector activists in the country <sup>[55]</sup>.

5-5- The need for proper coordination and linkage between support policies and the optimal cropping pattern in order to determine the direction of the farmers' movement in the crop with the aim of producing more and profitable crops <sup>[16]</sup>.

5-6- Deficiency of refrigeration, warehousing and conversion, complementary and processing industries in order to accept crops in short harvest season <sup>[56]</sup>.

5-7- Eliminating the ambiguity and defining the import policy of agricultural products <sup>[32]</sup>

5-8- Acceptance of intermediary factors in the market and the role of intermediaries in the agricultural industry in order to create an economic opportunity <sup>[57]</sup>

5-9- Acceptance and supply of the entire agricultural commodity chain in the commodity exchange for maximum price transparency <sup>[58]</sup>

5-10- Decrease in production due to pests and diseases, diseases and climatic conditions and low rainfall in the agricultural sector and its effect on commodity exchange performance <sup>[59]</sup>.

5-11- Product price volatility in commodity exchange due to supply fluctuations due to heterogeneity of economic situation at the time of planting and harvesting and climate change <sup>[60]</sup>

5-12- Increasing the trading of agricultural commodities in commodity exchange <sup>[32]</sup>.

5-13- Corruption of agricultural products and its long-term non-maintenance and reduction of bargaining power of farmers and forcing them to sell the crop in a short period <sup>[56]</sup>

5-14- The unpredictability of agricultural prices and its high volatility due to the lack of supply and demand gaps in different seasons of the year <sup>[18]</sup>.

5-15- Large crop space and large storage space compared to other commodities and low volume price .

5-16 Encouraging farmers to sell crops outside the commodity exchange by speculation by local agents and

intermediaries and considering the necessary arrangements to counteract their behavior <sup>[61]</sup>

## 6. Commodity exchange microstructures<sup>6</sup>

6-1- Determination of warehousing costs and insurance and commission fees on commodity exchanges in order to minimize its effects on return on investment and market efficiency <sup>[62]</sup>.

6-2- Considering the necessary measures to minimize the effects of limiting the scope of price change and the existence of a time limit for trading on the stock exchange, the volume of transactions, the interval between transactions, the bid-ask spread, the transaction price. And the permissible amplitude of the oscillation as microstructural elements <sup>[62]</sup>.

6.3- Proportionate the size of contracts with the rate of production of smallholder farmers <sup>[63]</sup>.

6.4- Limiting the minimum volume limit on the acceptance and trading of goods in different rings <sup>[33]</sup>.

## 7. Infrastructure

7-1- Completion of trading and software systems of certificate of deposit of goods in order to increase economic security of the parties to the transaction <sup>[64]</sup>

7-2- Improving the communication of commodity exchange systems with other systems such as (customs, taxation, agriculture, agricultural jihad, transportation) to enhance the supervisory role of the stock exchange <sup>[65]</sup>.

7-3- Increase the scope of broker network activity in rural areas and establish a broker-dealer forum to make it easier and cheaper for consumers and producers to access raw materials and products <sup>[66]</sup>.

7-4- Providing software communication infrastructure and connecting to regional stock exchanges and international markets in line with the transnational role of commodity exchange in selling surplus products on domestic demand <sup>[67]</sup>

7-5- Receiving Warehouses Outside Iran and in Free Zones for Development of Non-Oil Exports of Iran as well as Financing in International Area <sup>[8]</sup>.

7-6- Providing infrastructure facilities and services (roads, freight companies, scales, quality control services, administrative efficiency, warehousing and rapid communication to succeed in commodity exchange <sup>[18]</sup>.

7-7- Eliminate the ambiguity of how to clear the currency for export opportunities <sup>[35]</sup>.

7-8- Provide comprehensive warehousing database in the country to enable online management and timely inventory availability, proper planning of supply and distribution in the country, timely provision of the needs of each province, proper planning of distribution operations of important products and essential goods, Ability to provide accurate forecasting to country producers <sup>[46]</sup>.

## 8. Executive and operational mechanism

8-1- Eliminate the shortage of warehouses approved by the commodity exchange in the country for the use of warehousing receipts for financing <sup>[68]</sup>.

8-2- Fixing problems related to depositing guarantees and payable collateral for stock exchanges <sup>[57]</sup>.

8-3- Creating credit sales capability using commodity deposit certificates <sup>[35]</sup>.

8-4- Use of stock exchange capability to trade standardized problem products such as specialty garden products <sup>[35]</sup>.

8-5- Resolving the Problem of Time Trading through the Commodity Exchange Process to Increase Transaction Volume <sup>[69]</sup>.

8-6- The need for the inspection departments to be activated in order to minimize the moral hazard of the warehousing regarding the storage conditions of the goods safely compared to the ownership method <sup>[70]</sup>.

8-7- Decommissioning the mechanism of safe storage of goods after the maturity of the certificate of deposit by the warehouseman <sup>[35]</sup>

8-8- Suitable geographical distribution of warehouses in order to allow producers, organizations and market participants of the local market to stock exchange in more productive areas <sup>[33]</sup>

8-9- Consideration of minimum storage capacity according to the environmental conditions of the areas <sup>[33]</sup>

## B. The research conceptual model

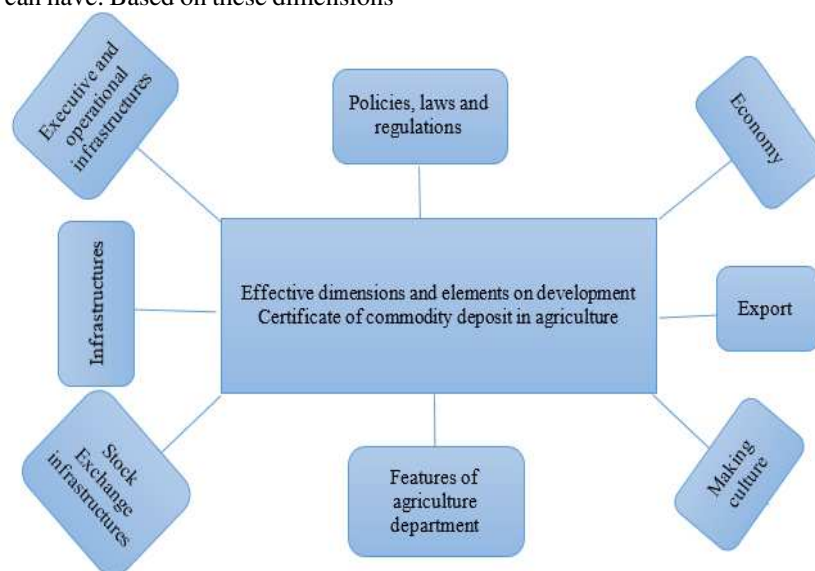
The concept is a qualitative variable and derives from one's mental perception of a phenomenon that is perceived and felt in the environment. This variable is not directly visible or measurable for being abstract. Rather, by using observable

<sup>6</sup> The microstructure refers to the study of trading mechanisms used in securities or financial markets and is used to predict transaction costs and market liquidity, as well as to determine the price trend, and to describe how the underlying information quickly influences the price. Affects the market. In market microstructures, all laws and regulations, the role of institutions and organizations, and other factors in the exchange of assets and price formation such as business days, hours of operation, trading system, trading

mechanism, trader, trading instruments, how to trade after market, currency Used, Central Depository Reference, Settlement Period, Purchase Credit or Debt Sale, Taxes and Commissions Transactions, Legal Structure and Related Regulations, How to Control Prices by Stop Trading, Range of Volatility and Base Volume and Foreign Investment Opportunity ( Rostami and Ali Mohammadi, 2015).

variables that are used to explain or explain experiences, to operationalize a concept and measure its value, it must first describe its dimensions and then identify the relevant components. It is the component of assumptions that one dimension or dimension can have. Based on these dimensions

and components, the conceptual framework of the model is designed <sup>[71]</sup>. The conceptual model of the dimensions and components affecting the performance and success of a certified agricultural deposit is summarized below.



## RESEARCH FINDINGS

This test was performed by ISM method in MATLAB software. First, descriptive statistics were used to examine the demographic characteristics of the respondents in terms of gender, age, education, and work experience, and then by using Structural-Interpretive Modeling (ISM) techniques and factors affecting and influencing factors. It is evaluated, then by the McMack technique; the criteria for influence and dependency are examined. According to data from the sample, 80 percent were male and 20 percent were female. Also, 50% of the samples were in the age range of 30-35 years, 25% in the age range of 40-35 years and 25% of the samples were 40 years old. The percentage has a working history of more than 15 years. In terms of level of education, 12.5% of PhDs, 25% of the sample had a Master's degree, 37.5% of the sample had a bachelor's degree, and 25% of the sample had an associate's degree (Source: Research Findings). The percentages indicated indicate that the individuals in question had an acceptable level of literacy and professional experience that would certainly be helpful in formulating the terms, policies, or modifications to the Certificate of Deposit.

Based on the conceptual model obtained, the effective dimensions of commodity deposit performance in agriculture are as follows:

| Effective Dimensions of Certificate of Deposit Efficiency |      |
|---|------|
| Index   | Code |
| Export  | C1   |
| Infrastructures   | C2   |

|                                     |    |
|-------------------------------------|----|
| Policies, laws and regulations      | C3 |
| Executive and operational Mechanism | C4 |
| Infrastructures                     | C5 |
| Economy                             | C6 |
| Features of agriculture department  | C7 |
| Making culture                      | C8 |

Source: Research findings

### - The formation of a self-interacting matrix

In the first step, the self-interacting matrix is structured using respondents' views, in the first row and column of these matrices, the variables are listed in order, and their two-way relationships are marked by symbols. To form this matrix, the criteria are paired together and respond to pairwise comparisons based on the following spectrum <sup>[72]</sup>.

V: Row factor i causes the j-column factor to be realized.

A: The factor of column j causes the factor of row i to be fulfilled.

X: Both rows and columns work together (factor i and j have a mutual relationship).

O: There is no relationship between the row and column factor.

**Table 1- Structural Self-Interaction Matrix**

|    | C1 | C2 | C3 | C4 | C5 | C6 | C7 | C8 |
|----|----|----|----|----|----|----|----|----|
| C1 |    | A  | A  | A  | A  | A  | X  | A  |
| C2 |    |    | A  | X  | A  | A  | V  | A  |
| C3 |    |    |    | V  | X  | V  | V  | V  |
| C4 |    |    |    |    | A  | A  | V  | A  |
| C5 |    |    |    |    |    | V  | V  | V  |
| C6 |    |    |    |    |    |    | V  | X  |

|    |   |
|----|---|
| C7 | A |
| C8 |   |

Source: Research findings

**- Early Access Matrix Formation**

In the second step, the initial access matrix is formed by converting the structural self-interaction matrix to zero and one numbers. To do this, the following rule is called how to convert conceptual relationships to numbers <sup>[72]</sup>:

- If the symbol of the house *ij* is a letter V, the number 1 will be assigned to the house and zero to the symmetrical house.
- If the symbol of the house *ij* is the letter A, the number zero is assigned to the house and the number 1 in the symmetric house.
- If the symbol of the house *ij* is the letter X, the number 1 is assigned to the house and the number 1 to the symmetrical house.
- If the symbol of the house *ij* is the letter O, there is a zero in the house and zero in the symmetrical house.

**Table 2- Primary Access Matrix**

|    | C1 | C2 | C3 | C4 | C5 | C6 | C7 | C8 |
|----|----|----|----|----|----|----|----|----|
| C1 | 0  | 0  | 0  | 0  | 0  | 0  | 1  | 0  |
| C2 | 1  | 0  | 0  | 1  | 0  | 0  | 1  | 0  |
| C3 | 1  | 1  | 0  | 1  | 1  | 1  | 1  | 1  |
| C4 | 1  | 1  | 0  | 0  | 0  | 0  | 1  | 0  |
| C5 | 1  | 1  | 1  | 1  | 0  | 1  | 1  | 1  |
| C6 | 1  | 1  | 0  | 1  | 0  | 0  | 1  | 1  |
| C7 | 1  | 0  | 0  | 0  | 0  | 0  | 0  | 0  |
| C8 | 1  | 1  | 0  | 1  | 0  | 1  | 1  | 0  |

Source: (Research findings)

**- Compatible Early Access Matrix**

After the initial access matrix is achieved, internal consistency must be achieved. For example, if variable *i* leads to variable *j* and variable *j* leads to variable *k*, then variable *i* must also lead to variable *k* <sup>[72]</sup> and if the access matrix did not exist, then the matrix should be reformed and such relationships be improved.

This compatibility is added to the primary access matrix by using secondary relationships that may not exist. Huang et al. Applied mathematical rules to create consistency. So the matrix reaches the power  $(k + 1)$  and is  $k \geq 1$ . However, the matrix powering operation must be in accordance with the Boolean rule  $(1 * 1 = 1 \text{ and } 1 + 1 = 1)$  <sup>[28]</sup>.

**Table 3: Compatible Initial Access Matrix**

| C1 | C2 | C3 | C4 | C5 | C6 | C7 | C8 | Power of influence |
|----|----|----|----|----|----|----|----|--------------------|
|----|----|----|----|----|----|----|----|--------------------|

| C1              | 1 | 0 | 0 | 0 | 0 | 0 | 1 | 0 | 2 |
|-----------------|---|---|---|---|---|---|---|---|---|
| C2              | 1 | 1 | 0 | 1 | 0 | 0 | 1 | 0 | 4 |
| C3              | 1 | 1 | 1 | 1 | 1 | 1 | 1 | 1 | 8 |
| C4              | 1 | 1 | 0 | 1 | 0 | 0 | 1 | 0 | 4 |
| C5              | 1 | 1 | 1 | 1 | 1 | 1 | 1 | 1 | 8 |
| C6              | 1 | 1 | 0 | 1 | 0 | 1 | 1 | 1 | 6 |
| C7              | 1 | 0 | 0 | 0 | 0 | 0 | 1 | 0 | 2 |
| C8              | 1 | 1 | 0 | 1 | 0 | 1 | 1 | 1 | 6 |
| Dependency rate | 8 | 6 | 2 | 6 | 2 | 4 | 8 | 4 |   |

Source: (Research findings)

**- Determination of variable levels and cone matrix formation**

In step 4, it should be computed on the basis of the consistent access matrix of the variable levels. In this step, the set of input (prerequisite) and output (access) criteria are calculated for each dimension and then the common factors are identified. In this step, the criterion has the highest level *i* that the output (access) set is equal to the common set, which is called level 1.

After identifying these variables or variables, their rows and columns are removed from the matrix to obtain other levels and operations are repeated on other criteria. After the levels have been determined again, the received matrix is rearranged in order of magnitude. The new matrix is called the cone matrix <sup>[72]</sup>. Outputs and inputs are extracted from the Compatible Initial Access Matrix, and for this, the number 1 in each row represents the output, and the number 1 in the column equal to the input, the results are as follows:

**Criteria of Level 1**

| Criterion | Output           | Input            | Subscription Level |
|-----------|------------------|------------------|--------------------|
| C1        | C1C7             | C1C2C3C4C5C6C7C8 | C1C7 1             |
| C2        | C1C2C4C7         | C2C3C4C5C6C8     | C2C4               |
| C3        | C1C2C3C4C5C6C7C8 | C3C5             | C3C5               |
| C4        | C1C2C4C7         | C2C3C4C5C6C8     | C2C4               |
| C5        | C1C2C3C4C5C6C7C8 | C3C5             | C3C5               |
| C6        | C1C2C4C6C7C8     | C3C5C6C8         | C6C8               |
| C7        | C1C7             | C1C2C3C4C5C6C7C8 | C1C7 1             |
| C8        | C1C2C4C6C7C8     | C3C5C6C8         | C6C8               |

Source: (Research findings)

In the table above, Level 1 criteria are extracted, including C1 and C7, which are, in fact, "exports" and "agricultural sector characteristics". Now to determine the second level criteria, rows and columns remove these two criteria from the Adapted Access Matrix and re-calculate the output and input determinations. However, the results of Level 2 criteria are presented in the table below.

**Criteria of Level 2**



| Criterion | Output       | Input        | Subscription | Level |
|-----------|--------------|--------------|--------------|-------|
| C2        | C2C4         | C2C3C4C5C6C8 | C2C4         | 2     |
| C3        | C2C3C4C5C6C8 | C3C5         | C3C5         |       |
| C4        | C2C4         | C2C3C4C5C6C8 | C2C4         | 2     |
| C5        | C2C3C4C5C6C8 | C3C5         | C3C5         |       |
| C6        | C2C4C6C8     | C3C5C6C8     | C6C8         |       |
| C8        | C2C4C6C8     | C3C5C6C8     | C6C8         |       |

Source: (Research findings)

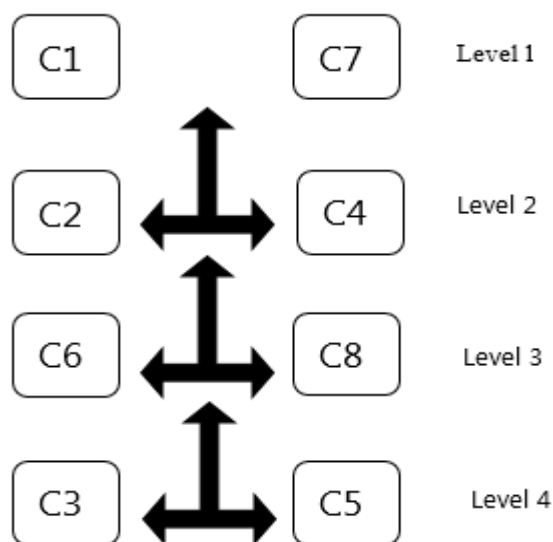
In the table above, Level 2 criteria are extracted, including C2 and C4 criteria, which include the variables "Commodity Exchange Microstructures" and "Operational and Operational Mechanisms". Now to determine the third level criteria, just remove the rows and columns of these two criteria from the Adapted Primary Access Matrix and re-calculate the output and input determinations. The results of Level 3 criteria are presented in the following table.

## Criteria of Level 3

| Criterion | Output   | Input    | Subscription | Level |
|-----------|----------|----------|--------------|-------|
| C3        | C3C5C6C8 | C3C5     | C3C5         |       |
| C5        | C3C5C6C8 | C3C5     | C3C5         |       |
| C6        | C6C8     | C3C5C6C8 | C6C8         | 3     |
| C8        | C6C8     | C3C5C6C8 | C6C8         | 3     |

Source: (Research findings)

In the table, the level 3 criteria extracted include C6 and C8, which represent the variables "economic" and "cultural".



Source: (Research findings).

Then, in order to identify and analyze the influence and influence of variables on the variables, their dependence and influence are measured using the McMath model. As illustrated in the figure below, the graph consists of two

Now to determine the fourth level criteria, just remove the rows and columns of these two criteria from the Adapted Initial Access Matrix and re-calculate the output and input determinations. In this respect the results are presented in the table.

## Criteria of Level 4

| Criterion | Output | Input | Subscription | Level |
|-----------|--------|-------|--------------|-------|
| C3        | C3C5   | C3C5  | C3C5         | 4     |
| C5        | C3C5   | C3C5  | C3C5         | 4     |

Source: (Research findings)

In the table above, Level 4 criteria are extracted, including C3 and C5, which include the "Policies, Laws and Regulations" as well as "Infrastructure" variables.

## Analysis using ISM network interactions ISM

In the fifth step, the research model is drawn and analyzed using the levels of variables and the final access matrix. In this study, the factors were classified into four levels, at the highest level, "policies and regulations" as well as "infrastructure" and at the lowest level were "exports" and "agricultural sector characteristics". The higher-level factors are less effective. In fact, the lower level factors are important as the basic basis for the development of a commodity deposit certificate in the agricultural sector. Other communications are outlined in the subnet diagram of ISM interactions. In this respect, if there is a relationship between the two variables *i* and *j*, it is represented by an arrow. The final diagram created using the surfaces section is as follows:

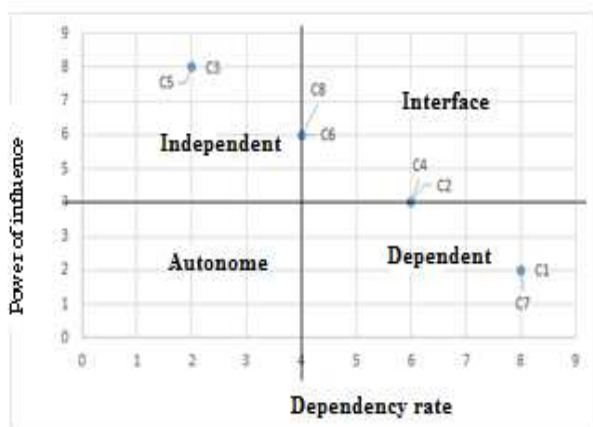
horizontal axes including "dependency" and the vertical axis containing "penetration power". In this graph, the research variables are divided into four categories according to their influence and degree of dependency:

1- Autonomous or autonomous variables (Zone 1) that have weak influence and dependence. 2 - Dependent variables (Zone 2) that have low penetration but strong dependence. 3) Interface or link variables (area 3) that have high penetration and dependency. 4- Independent variables (Zone 4) that have high penetration power and poor dependence <sup>[73]</sup>.

Autonomous variables in zone 1 are somewhat separate from other variables and have little correlation. Any action on the linked variables will cause other variables to change. Highly influential variables are called key variables. These variables fall into one of two groups of independent or related variables <sup>[24]</sup>. In this study, as it can be seen, none of the factors were included in the variable autonomy group.

This means that the relationship between the factors contributing to the development of the commodity deposit certificate in the agricultural sector is favorable and strong. Based on the above figure, it became clear that the only C3 and C5 criteria "policies and regulations" and "infrastructure" are independent variables. These variables have low dependence and high penetration power, in other words high impact and low impact are characteristics of these variables. C1 and C7 - "Exports" and "Agricultural Sector Properties" are also dependent on the form shown above. These variables have strong dependence and poor conductivity. These variables are generally high-impact and have little effect on the phenomenon. The rest of the criteria are interface type; these variables have a high degree of dependence and greater influence power. In other words, the impact of these criteria is very high and any small change in these variables will cause major changes in the system.

#### Dependency power matrix of dependency



Source: (Research findings).

## CONCLUSIONS AND SUGGESTIONS

At a glance, it can be interpreted that the influence of "policies and laws and regulations" and "infrastructure" as well as "economic" and "cultural" considerations in the development of commodity deposit certificates transactions in agriculture are more effective than other indicators. And

addressing concerns related to these dimensions will greatly help to improve the status and dynamics of this issue. Therefore, taking into account the components of these dimensions, it is possible to summarize the strategic measures for the effective application of the Agricultural Commodity Deposit Certificate on the Iranian Commodity Exchange at levels 3 and 4 (important aspects) as follows:

### A. Policies, Rules and Regulations:

- Definition of Certificate of Commodity Deposit as one of the most reliable securities in the banking network
- Develop legal incentives for agricultural commodity trading
- Develop appropriate tax incentives to encourage suppliers and buyers
- Increase the capabilities of commodity investment funds for commodity deposit trading
- Increase government attention to strengthen capital market structure
- Launching local and regional stock exchanges
- Increasing government attention to different production costs in provinces and provincial implementation of product pricing policy
- Implementing Binding Regulations for Iranian State Trading Company on Prohibition of Off-Exchange Trading
- Introducing restrictive criteria in the fight against monopoly by several specific actors in the agricultural market
- Requirement of the Iranian State Trading Company to deliver on time and to fulfill its obligations within the commodity exchange
- Implementation of the provisions of Note 1 Article 1 of the Executive Regulation of Article 33 Enhancing the Productivity Law of the Agriculture Sector providing the list of tradable agricultural products on the stock exchange by the end of May each year by the Ministry of Agriculture Jihad
- Implementation of Article 18 of the Law on the Development of New Financial Instruments and Institutions to exclude admission to commodity exchange from government pricing.

### B. Infrastructure:

- Developing and strengthening trading and software systems for commodity deposit certificates
- Integrating commodity exchange systems with other systems such as (customs, taxation, agriculture, agricultural jihad)
- Expanding the range of broker network activity in rural areas
- Developing communication infrastructure with regional exchanges and international markets
- Receiving warehouses outside of Iran and in free zones for export purposes
- Development of infrastructure facilities and services (roads, transport companies, etc.)

- Creation and use of a comprehensive data warehouse in the country

### C. Economic Dimensions:

- Extensive attention to the concept of transparency in the structure of the country's economy
- Creation of a comprehensive database of agricultural products, producers and consumers
- Lack of pricing of agricultural products with government intervention and attention to the dimensions of free economy
- The need for greater alignment between macroeconomic and monetary policy objectives with stock exchange functions (payment facilities for trading agricultural products, stewards, stock market returners)
- Create professional discipline among tax auditors in relation to tax-exempt agricultural activities.
- Using the capacity of marketers and the recognition of intermediaries in the development of commodity exchange transactions
- Collaborate with international banks to transfer money on the trading platform to prevent money laundering.

### D. Making Culture:

- Introduce banking network activists and holders of agricultural commodity deposit certificates
- Introducing farmers, traders, intermediaries, agricultural policy makers and administrators (commodities and cooperatives) to commodity stock exchanges and certificates of deposit capacity

This result suggests that for the development of commodity deposit certificates in the agricultural sector, more attention should be paid to relevant indicators and components in order to make more effective use of the commodity deposit certificate in the capital market. This study focuses on the economic, policy, infrastructure, executive, export, and cultural failures, as well as the specialized features of the agricultural sector, and on how to capitalize on the development of commodity deposit certificates. Has been, dimensions and components are based on surveys and interviews with experts, so it is likely that there are other affective dimensions not mentioned, so study other affective aspects (such as legal and social dimensions, social justice, regulatory dimensions, etc.) as well as use of other modeling methods (including factor analysis, Network Analysis (ANP) and Path Analysis (PA) in order to recalculate the components and dimensions and to calculate the significance coefficients and to verify the validity of the obtained relationships, it is recommended by future researchers. The present study is also focused on the Certificate of Deposit of Agricultural Products. Due to the trading of Certificate of Deposit based on other types of assets such as gold, the validity of these findings can be assessed on other types of asset-based Certificate of Commodity Deposit.

## REFERENCES

1. Mohammadi Sh. Excludable Pricing on Commodities Acceptable. *The World Economic Journal*, 2017. <https://www.donya-e-eqtesad.com/en/tiny/news-3235164> Date 18/07/2017.
2. Kazemi, S. H., Paloj M. Royce Department of Agriculture and Natural Resources for the past 40 years. Tehran: Institute for Planning Research, Agricultural Economics and Rural Development Research Services Management, 2018: p. 187.
3. Besharat Ehsani, H. The Role of Mercantile Exchange in Passing Command Economy, Taadol, 2017.
4. Rajavi, H. Investigation of Strategies for Development of Education and Culture Exchange in Commodity Exchange. Twenty-sixth Specialized Agricultural Products. Exchange News site, 2018. <http://boursenews.ir/en/news/184091> Date 28/11/2018
5. Arab Mazar, A. God bless the soul. Main characteristic of rural financial market in Iran. *Journal of Agricultural Economics and Development*, 1999; 26: 58-43.
6. Fobuzi F., Modigliani F., Frei M. *Fundamentals of Markets and Financial Institutions*. first volume. Fifth Edition. Translated by Abdul Tabrizi H. Tehran: Pishadaran Publications. 2015; p.292.
7. Ebadi R., Golmohammadi T. Investigating the Relationship between the Financing Structure of Economics in the Capital Market. *Journal of Islamic Economics and Banking*, 2019; 27: 45-27.
8. Soltaninejad H., Naserpour A., Fallah, J., Naru M. Supportive Agriculture Sector Policies Focusing on Market-Based Approaches through Commodity Exchanges. second edition. Tehran: Exchange Publications. 2016; p. 272.
9. Eisazadeh, M. Commodity-Linked Certificates of Deposit, A Modern Instrument for Trades and Finance, Brokerage Company of Bank Refah Kargaran, 2016.
10. Fetanat, M. Is Commodity-linked Certificate of Deposit Going International?, Mehr News Agency, 2015.
11. Rezaeipoor, H. Warehouse Receipt in Mercantile Exchange, Samt News Website, 2014.
12. Shirazi N. Causes of Failure of Agricultural Products Ring in Iranian Stock Exchange. M.Sc., Samangan Amol Nonprofit University, 2013.
13. Sinai, S. Economic Evaluation of Iranian Agricultural Stock Exchange Performance. M.Sc., Tarbiat Modarres University, 2005.
14. Shah Noshi, N., Siavash peasants, A. A. Baghestan. Investigating the Improvement of Iranian Agricultural Stock Exchange. 5th Iranian Conference on Agricultural Economics, Zahedan, Iranian Agricultural Economics Association, Sistan and Baluchestan University, 2005. [https://www.civilica.com/Paper-IAEC05-IAEC05\\_091.html](https://www.civilica.com/Paper-IAEC05-IAEC05_091.html)
15. Chazri A. H. Introducing Iran Agricultural Commodity Exchange and Future Five-Year Strategy, Fifth Iranian Conference on Agricultural Economics, Zahedan, Iranian Agricultural Economics Association, Sistan and Baluchestan University, 2005, [https://www.civilica.com/Paper-IAEC05-IAEC05\\_090.html](https://www.civilica.com/Paper-IAEC05-IAEC05_090.html)
16. Sabah Kermani M., Azizi T. Agricultural commodity exchange in Iran. *Specialized Journal of Economic Research*. 2005; 2: 3: 34-9.
17. Mohammadi A. Agricultural market from tradition to modernity. *Economics Morning Newspaper*, 2004.
18. Chazri A. H. Introduction of Agricultural Exchange in Iran *Journal of Agricultural Economics and Development*, 2003; 11(43, 44): 57-53.
19. Jovicic D., Jeremic L., Jovanovic Z. Financing agribusiness: insurance coverage as protection AGAINST CREDIT risk of warehouse receipt collateral. *Economics of Agriculture*. 2017; 2: 467-482.
20. Holle, N. Warehouse financing. World Bank Group. Agriculture finance support facility. Working Paper, 2017; p. 6.
21. World Bank Group. Warehouse Receipt Financing the Experience of Access Bank Madagascar. Agriculture finance support facility. 2015; p. 6.
22. Chapoto T., Aboagye A. African innovations in harnessing farmer assets as collateral. *African Journal of Economic and Management studies*. 2015; 8(1): 66-75.
23. Chitra Prakash Sanas. Factors influencing the use of warehouse receipts as a financial instrument in Kenya. University of Nairobi Research. 2014; Report No. D61/76221/2012.
24. Towo N., Kimaro P. Warehouse receipt system: A solution towards smallholder farmers' financial constraints. *International Journal of Economics, Commerce and Management*, 2014; ISSN: 23480386.

25. Mahanta D. Review of warehouse receipt as an instrument for financing in India. *International Journal of scientific & technology Research*. 2012; 1: 00.42-45. ISSN: 2277-8616.
26. Ahangari, S. Mojaverian M., Hosseini Yekani A. Prioritization of Factors Affecting Mercantile Success in Agricultural Ring of Iran Mercantile Exchange, *Journal of Economics and Agricultural Development*, 2017; 31: 27-37.
27. Agarwal A. Shankar, R., Tiwari, M.K. Modeling Agility of Supply Chain. *Industrial Marketing Management*, 2007; 36:443-457.
28. Huang J.J, Tzeng G.H, Ongc S. Multidimensional data in multidimensional scaling using the analytic network process. *Pattern Recognition Letters*, 2005; 26: 755-767.
29. Azar A., Khosravani F., Jalali, R. Analysis in Soft Operations: Problem Structuring Approaches. Tehran: Industrial Management Organization Publications, 2018; 364 pages.
30. Abdollahi M. Investments and Challenges of the Financial Market in Agriculture. *Trend Quarterly*, 2016; 49: 199-169.
31. Hajivand M. Guaranteed Wheat on Commodity Exchange. Tasnim News Agency, 2016. <https://www.tasnimnews.com/en/news/1573669> 23/9/1396.
32. Bahadivi Chegini H. Exogenous anti-stimulants for commodity exchange. *Economics Newspaper*, 2018. <https://www.donya-e-eqtesad.com/en/tiny/news-3435401> Date: 04/08/2018.
33. Hosseini Yekani S. A. Say hello to the Agricultural Exchange. Caspian 24 site, 2018.
34. Tasnim News. Announcement of Guaranteed Purchase Rate of Agricultural Products. 2018. <https://tn.ai/1882037>. Date: 30/11/2018.
35. Abdollahi M. Researcher Interview, 2018.
36. Najafpour Z., Zamani R., Alexandria M. Examine the advantages and limitations of the commodity exchange for trading in agricultural products and practical ways to improve it. Deputy Minister of Economic Affairs, Ministry of Economic Affairs and Finance, 2014; 27 pages.
37. Mohammadi M., Mohammadi H., Afkari B. Impact of selected macroeconomic variables and commodity price volatility on commodity exchange. *Journal of Agricultural Economics and Development*. Twenty-fourth year. 2016; 95: 23-1.
38. Abdollahi M. Wheat trading on commodity exchange. 2017. Cutie site online. [http://ayaronline.ir/18/09/2017\\_2000.html](http://ayaronline.ir/18/09/2017_2000.html) Date 08/09/2017
39. Arabi Mazraeh Shahi M. R. Credit rating; financial credit symbol. Capital Market Information Database (SENA), 2018. <https://www.sena.ir/news/53008> Date 26/8/1397.
40. Mehrfard A. A. Supply of agricultural produce on commodity exchange to prevent breakdown. Student News Agency, 2015, <http://snn.ir/0024rW> 09/02/2016
41. Adib Khu K. Barriers to entry to the Agricultural Forum. Tomorrow Business Weekly news site, 2014. <http://www.tejaratefarad.com/6118> 24/8/1393.
42. Abul Fazl Y. Food security in agriculture Ministry of Agricultural Jihad, Organizing Office of Agricultural Jihad and Extension Network, 2015; 75 pages.
43. Rahmani M. Investigation of Monetary and Financial Policies on Tehran Stock Exchange Markets. M.Sc., Faculty of Economics, University of Tehran, 2012.
44. Abdollahi M. The role of Iranian commodity exchange in market regulation. Iran Capital Market News Agency (SENA), 2017. <https://www.sena.ir/news/39697> 14/04/2018
45. Rezaeiipoor, H. Development of Agriculture Sector through Commodity-linked Certificate of Deposit, Eghtesad Anlaine News Agency, 2017.
46. Nourani R. A Look at Agricultural Exports. Rate agency. 2017. <https://www.mizanonline.com/en/news/375050> Accessed 09/12/2017
47. Ghanbari A. Challenges of Comprehensive Warehouse Design and Maintenance System. IRIB News Agency Website, 2017. <http://www.iribnews.ir/en/news/1954497> Date 20/12/2017
48. Kaveh Z. Exports of agricultural products exempt from the requirement of currency refund. *Specialized Journal of Business Development*, 2018. <http://www.tejaratdaily.com/big-business/6291> Date 14/05/2018
49. Selah Varzi H. A foreign exchange treaty is not a good way, IRIB News Agency Website, 2018. <http://www.iribnews.ir/en/news/2228857> Date 15/09/2018
50. Ahmadvand, S. Principles and Fundamentals of Investment in Stock Exchange, 3rd Edition, Tehran, Termeh Publication, 2018.
51. Bahadivand Chegini H. The commodity exchange is very serious for entering the Iraqi market. *World Economic Journal*, 4375: 4/25/1397 Newsletter 3414192, 2018.
52. Rahmani A., Sharifi S. Evaluation of Compliance with International Financial Reporting Standards and Iranian Accounting Standards. Proceedings of the 11th Iranian National Accounting Conference, Mashhad, Ferdowsi University, 2013.
53. Asadi K. A. Strengthening rural cooperatives and agricultural commodities exchanges eliminates speculators. Mellat News Agency, 2016. <https://www.icana.ir/Fa/News/321553>, 11/02/2017.
54. Bahadivand Chegini H. Measures to Expand the International Role and Foreigners' Presence in the Commodity Exchange. *Commodity News*, 2018, <http://www.imereport.ir/news/20102>
55. Varmazyari H. Samadi M. Analysis of Agricultural Land Conservation Policies and Approaches with Emphasis on the Law on Conservation of Land and Gardens and its Amendment. Majlis Research Center. Report No. 14036 2014.
56. Papi Zadeh A. Iran's Big Agricultural Problem: Product Market Opacity (Stock Market Problem), 2014.
57. Abdollahi M., Abazari A. Mismatch of traditional agriculture with modern market. IANA News Database, 2017. <http://www.iana.ir/en/tiny/news-48369> Date 08/09/2017
58. Muftah M. Relaxation of Markets Supply the whole production chain in the commodity exchange. *Commodity News Site*, 2018. <http://www.imereport.ir/news/19246> Date 18/09/2018
59. Beryl R Risk and Return, Translated by Abdullah Tabrizi Hussein, Kowsari Abdullah. Tehran: Pishadaran Publications, 1969; p. 184.
60. Qajar M., present M., Bandar M. Fundamentals of Investment Management. Fifth Edition. Tehran: Smart tact, 2013; p. 224.
61. Fallah J. The Challenge of Guaranteed Price Plans and the Implementation of a Progressive Law. Fars News Agency. 2017. <https://www.farsnews.com/news/1396111001369> 03/02/2018
62. Rostami A., Ali Mohammadi M. Capital Market Microstructures. Tehran: Nora Publications. 2015; p. 187.
63. Shirzad H. Describes issues of agricultural land use system. Iran Economist News Site, 2018. <http://iraneconomist.com/en/news/281673> Date 12/02/2019
64. Ramadanani, A. A. Importance of commodity exchange in Iranian economy. Igna News Agency, <http://iqna.ir/00FikD> 15/09/2018
65. Jaafari Dolatabadi A. People have little information on stock exchange. Stock exchange news site 24, 2018. <https://bourse24.ir/news/lu1uy3hprf15> Tasman source
66. Torkan, A. Producers' Easy Access to Raw Materials through Provincial Branches of Mercantile Exchange, Kala Khabar Website, 2019.
67. Bahadivand Chegini H. Iran's capital market interaction with 9 countries. Trust Online News, 2018. <https://etemadonline.com/content/164464> Date 06/03/2018
68. Asgaroladi A. The Pistachio's Must-and-Don'ts Economy News, 2017. <http://www.baeghtesad.com/891> Date 01/10/2017
69. Sabagh Kermani M., Hosseini M. A. Analysis of the effects of commodity exchange on the economy of Iranian agricultural sector. *Journal of Agricultural Economics and Development*. 2003; 11(41, 42): 91-100.
70. Abdollahi, M. Researcher's Interview, 2019.
71. Tabibi S. J., Maleki M. R., Bahram D. Theses compilation, dissertation, research project and scientific paper. Eighth Edition. Tehran: Ferdows Publications, 2016; 680.
72. Jitesh Th., Deshmukh S.G, Gupta A.D, Ravi Sh. Development of a balanced scorecard An integrated approach of Interpretive Structural Modeling (ISM) and Analytic Network Process (ANP). *International Journal of Productivity and Performance Management*, 2007; 56 (1): 25-59.
73. Ravi, V. Shankar, R. Taiwari, M.K. Productivity improvement of a computer hardware supply chain. *International Journal of Productivity and Performance Management*, 2005; 54,(4), 239-255.